

Volume 85

ASPHALT PAVING TECHNOLOGY 2016

*JOURNAL OF THE ASSOCIATION
OF ASPHALT PAVING TECHNOLOGISTS*

Indianapolis, Indiana
March 13–16, 2016



DEStech Publications, Inc.

Table of Contents

TECHNICAL SESSIONS

Long-Term Aging of Asphalt Mixtures	1
FAN YIN, EDITH ARÁMBULA-MERCADO, AMY EPPS MARTIN, DAVID NEWCOMB and NAM TRAN	
Evaluation of Asphalt Mixture Laboratory Long-Term Aging Methods for Performance Testing and Prediction	35
MICHAEL D. ELWARDANY, FARHAD YOUSEFI RAD, CASSIE CASTORENA and Y. RICHARD KIM	
Selection and Preliminary Evaluation of Laboratory Cracking Tests for Routine Asphalt Mix Designs	77
FUJIE ZHOU, SOOHYOK IM, SHENG HU, DAVID NEWCOMB and TOM SCULLION	
Uniaxial Shear Tester—Test Method to Determine Shear Properties of Asphalt Mixtures	109
JOSEF ZAK, CARL L. MONISMITH, ERDEM COLERI and JOHN T. HARVEY	
Correlating Field Performance to Laboratory Dynamic Modulus from Indirect Tension and Torsion Bar.	131
SHU YANG, ANDREW BRAHAM, SHANE UNDERWOOD, ANDREW HANZ and GERALD REINKE	

Laboratory Performance of Re-Refined Engine Oil Bottoms (REOB) Modified Asphalt	163
THOMAS BENNERT, CHRISTOPHER ERICSON, DARIUS PEZESHKI, EDWARD HAAS, ROSTYSLAV SHAMBOROVSKYY and RONALD CORUN	
Performance Evaluation of REOB Modified Asphalt Binders and Mixtures.	209
XINJUN LI, NELSON GIBSON, ADRIAN ANDRIESCU and TERENCE S. ARNOLD	
Using Binder and Mixture Space Diagrams to Evaluate the Effect of REOB on Binders and Mixtures after Aging.	245
WALAA S. MOGAWER, ALEXANDER AUSTERMAN, IMAD L. AL-QADI, WILLIAM BUTTLAR, HASAN OZER and BRIAN HILL	
Effect of Rejuvenator on Performance Characteristics of High RAP Mixture.	283
NAM TRAN, ADAM TAYLOR, PAMELA TURNER, CHRISTOPHER HOLMES and LAURENT POROT	
Asphalt Mixtures Containing RAS and/or RAP: Relationships amongst Binder Composition Analysis and Mixture Intermediate Temperature Cracking Performance	315
SAMUEL B. COOPER, JR., IOAN NEGULESCU, SREELATHA S. BALAMURUGAN, LOUAY MOHAMMAD, WILLIAM H. DALY and GAYLON L. BAUMGARDNER	
Size Effect in Asphalt Mixture at Low Temperature: Type I and Type II	349
AUGUSTO CANNONE FALCHETTO, MICHAEL P. WISTUBA and MIHAI O. MARASTEANU	
Fundamental Evaluation of Moisture Damage in Warm-Mix Asphalts	379
LORENA GARCIA CUCALON, EMAD KASSEM, DALLAS N. LITTLE and EYAD MASAD	
Investigation of Binder Aging and Mixture Performance in In-Service RAP Mixtures	413
STACEY D. DIEFENDERFER, BENJAMIN F. BOWERS and HARIKRISHNAN NAIR	

Use of Performance Based Testing for High RAP Mix Design and Production Monitoring	449
ANDREW HANZ, ERVIN DUKATZ and GERALD REINKE	
Forensic Laboratory Tests to Evaluate Long-Term Performance of Reclaimed Asphalt Pavements: Connecticut Case Study	485
ILIYA YUT, JAMES MAHONEY and ANNE-MARIE McDONNELL	
Performance-Space Diagram for the Evaluation of High and Low Temperature Asphalt Mixture Performance.	519
WILLIAM G. BUTTLAR, BRIAN C. HILL, HE WANG and WALAA MOGAWER	
A Novel Back-Calculation Approach for Determining the Rheological Properties of RAP Binder	549
CHIARA RICCARDI, AUGUSTO CANNONE FALCHETTO, PIETRO LEANDRI, MASSIMO LOSA and MICHAEL P. WISTUBA	
Relaxation Spectra of Asphalt Binders and the Christensen-Anderson Rheological Model	581
DONALD W. CHRISTENSEN, DAVID A. ANDERSON and GEOFFREY M. ROWE	
A Mixture-Based Black Space Parameter for Low Temperature Performance of Hot Mix Asphalt.	611
DAVID J. MENSCHING, GEOFFREY M. ROWE and JO SIAS DANIEL	
Effect of Asphalt Binder Modification Type on Low Temperature Performance Determined Using Asphalt Concrete Cracking Device (ACCD)	641
SANG SOO KIM, MOSES AKENTUNA, MUNIR NAZZAL and ALA ABBAS	
Evaluation of the DC(T) Test in Discerning the Variations in Cracking Properties of Asphalt Mixtures	659
PHILLIP B. BLANKENSHIP and ALIREZA ZEINALI	
Evaluation of Cracking Performance for Polymer-Modified Asphalt Mixtures with High RAP Content	691
YU YAN, REYNALDO ROQUE, CRISTIAN COCCONCELLI, MICHAEL BEKOE and GEORGE LOPP	
Glass and Carbon Geogrid Reinforcement of Asphalt Mixtures	717
ADAM ZOFKA, MACIEJ MALISZEWSKI and DOMINIKA MALISZEWSKA	

Development of Oxidation Kinetics Models for Rheological and Damage Properties Based on “In-Service” Asphalt Binders. 745
HAIFANG WEN, FANG LIU and JIA CHENG

AAPT LEADING EDGE FORUM—DEBATING CRACKING PERFORMANCE METHODS

Asphalt Mix Cracking State of the Art: Materials, Design, and Testing 777
ISAAC L. HOWARD, GAYLON L. BAUMGARDNER and CARL L. MONISMITH

AAPT/ISAP INTERNATIONAL FORUM—BITUMEN: CURRENT SITUATION AND FUTURE CHALLENGES

Bitumen: Current Situation and Future Challenges 807
JOHN READ, GORDON AIREY, J. MURALI KRISHNAN, NADER TABATABAEE and JORGE SOUSA

AAPT SYMPOSIUM—BALANCED MIX DESIGN

Balanced Mix Design 817
SHANE BUCHANAN, FUJIE ZHOU, TOM BENNERT, LOUAY N. MOHAMMAD AND IMAD AL-QADI

Optimized Mix Design Approach—Contractor’s Perspective 819
SHANE BUCHANAN

Development and Implementation of Balanced Mix Design in Texas 839
FUJIE ZHOU and TOM SCULLION

Discussion of: Moving Forward from Performance-Based Design to True Balanced Mixture Design in New Jersey. 853
TOM BENNERT

Implementation of a Balanced Asphalt Mixture Design Procedure: Louisiana’s Approach 857
LOUAY N. MOHAMMAD and SAMUEL B. COOPER III

Panel Question and Answer 877
AUDREY COPELAND and MATTHEW CORRIGAN

List of Award Winners 885

List of Past Presidents and Life Members 895

Index of Contributors and Discussors 899

CD TABLE OF CONTENTS

In addition to the papers listed above, the following items are also included in the CD

AAPT List of Members

Presentations of Papers Presented at 2016 Annual Meeting

2016 Annual Meeting Pictures

Long-Term Aging of Asphalt Mixtures

Fan Yin^a, Edith Arámbula-Mercado^b, Amy Epps Martin^a,
David Newcomb^b, Nam Tran^c

^aZachry Department of Civil Engineering, Texas A&M University, College Station, Texas 77843

^bTexas A&M Transportation Institute, College Station, Texas 77843

^cNational Center for Asphalt Technology, Auburn, Alabama 36849

ABSTRACT. Aging of asphalt mixtures occurs during production and construction and continues throughout the service life of the pavement. Although this topic has been studied extensively, recent changes in asphalt mixture components, production parameters, and plant design have raised a need for a comprehensive evaluation that considers the impacts of climate, aggregate type, recycled materials, WMA technology, plant type, and production temperature. In this study, field cores were acquired from seven field projects at construction and several months afterwards, and raw materials were also collected for fabricating laboratory specimens that were long-term oven aged (LTOA) in accordance with selected protocols. The resilient modulus and Hamburg wheel tracking tests were conducted on both specimen types to evaluate the evolution of mixture stiffness and rutting resistance with aging. The concepts of cumulative degree-days and mixture property ratio were proposed to quantify field aging and its effect on mixture properties. Test results indicated that the LTOA protocols of two weeks at 140°F (60°C) and five days at 185°F (85°C) produced mixtures with equivalent in-service field aging of 7–12 months and 12–23 months, respectively, depending on climate. Finally, among the factors investigated in the study, WMA technology, recycled materials, and aggregate absorption exhibited a significant effect on the long-term aging characteristics of asphalt mixtures, while production temperature and plant type had no effect.

KEYWORDS: aging characteristics, stiffness, rutting resistance, mixture components, production parameters.

The oral presentation was made by Fan Yin.

This paper has also been published in *Road Materials and Pavement Design* © 2016 Taylor & Francis. The article is available online at:
<http://dx.doi.org/10.1080/14680629.2015.1266739>

1.0 Introduction

The stiffening of asphalt mixtures with time due to volatilization, oxidation, and other chemical processes is referred to as aging. This occurs due to the heating of the binder during production and construction in the short-term and due to oxidation with time over the long-term throughout the service life of the pavement. The ability to simulate field aging of asphalt binders and mixtures has been studied extensively, and laboratory aging procedures including the use of Pressure Aging Vessel on asphalt binders and laboratory long-term oven aging (LTOA) protocols on compacted asphalt mixtures have been adopted for use in binder specifications and mixture design. Additionally, field aging of asphalt mixtures has been assumed to be relatively consistent in the past, and acceptable correlations have been established between field aging and laboratory LTOA protocols (Bell et al., 1994; Brown and Scholz, 2000; Glover et al., 2005; Harrigan, 2007; Epps Martin et al., 2014). However, this occurred at a time when the amount of recycled materials was relatively low, warm mix asphalt (WMA) was not common, and plant production temperatures were fairly consistent.

In the last three decades, changes have occurred in asphalt mixture components, mixture processing, and plant design, including increased use of polymer modifiers, increased use of recycled materials, the advent of WMA, and drum mix plants (DMP) replacing batch mix plants (BMP). Although these changes are beneficial for economic, environmental, and technical reasons, they have raised the need to review the practices on how asphalt mixtures are designed and evaluated. Therefore, there is a need to further evaluate the long-term aging characteristics of asphalt mixtures that considers the impacts of climate, aggregate type, recycled materials, WMA technology, plant type, and production temperature.

The objectives of this study are to: (1) develop a correlation between field aging (i.e., one to two years after construction) and laboratory LTOA protocols that accommodates various mixture components and production parameters, and (2) identify factors with significant effects on the long-term aging characteristics of asphalt mixtures. Construction and post-construction cores were acquired from seven field projects as representatives of field aging. In addition, raw materials including aggregates, asphalt binders, and recycled materials were also obtained from the same field projects for fabricating laboratory-mixed laboratory-compacted (LMLC) specimens in accordance with selected LTOA protocols. The resilient modulus (M_R) test and Hamburg wheel tracking test (HWTT) were included in the study to investigate the effect of long-term aging of asphalt mixtures.

This paper first provides a brief literature review on the long-term aging of asphalt mixtures in the field and laboratory. Then, the experimental design is described, followed by test results and data analysis. Finally, conclusions of the study and recommendations for future research are provided.

2.0 Background

Aging of asphalt pavements continues throughout their in-service lives, though at a lower rate compared to that occurring during production and construction. Therefore, it is important to account for the changes in asphalt mixture properties due to field aging when preparing laboratory samples for long-term performance testing. The standard practice for laboratory mix design of asphalt mixtures is to simulate field aging by conditioning compacted specimens for five days at 185°F (85°C) in accordance with AASHTO R 30. In the past few decades, studies have evaluated the effect of field and laboratory long-term aging on asphalt mixture properties and identified reasonable correlations between field aging and laboratory LTOA protocols. A brief summary of these studies is provided in Table 1.

As summarized in Table 1, previous studies have documented that field aging has a significant effect on mixture properties, and a number of factors have been identified to have an influence on field aging characteristics of asphalt mixtures, including pavement in-service temperature and time, mixture air voids (AV) and binder content, and aggregate absorption. Similar to field aging, laboratory LTOA protocols were able to produce asphalt mixtures with significantly increased mixture stiffness and rutting resistance as compared to those for unaged mixtures. In addition, the aging characteristics of asphalt mixtures were more sensitive to LTOA temperature than LTOA time. Finally, a variety of correlations between field aging and laboratory LTOA protocols has been proposed, and the differences among those correlations were likely due to the different binder or mixture properties investigated.

Despite the previous research efforts on long-term aging of asphalt mixtures, there are still several aspects that need to be fully addressed. For example, the quantification of field aging using pavement in-service time failed to account for the differences in construction dates and climates for various field projects; therefore, a better field aging metric is needed considering both pavement in-service temperature and time. Furthermore, it is essential to develop a correlation between field aging and laboratory LTOA protocols that encompasses the effects of aggregate absorption, recycled materials, WMA technology, plant type, and production temperature.

Table 1. Previous research on long-term aging of asphalt mixtures.

Reference	Long-Term Aging	Major Findings
Kemp and Predoehl, 1981	Field Aging	Air temperature, AV, and aggregate porosity significant effects
Kari, 1982		Pavement permeability and asphalt content significant effects
Rolt, 2000		<ul style="list-style-type: none"> • Exposure time and ambient temperature significant effects • Binder content, mixture AV, and filler content no effect

YIN, ARÁMBULA-MERCADO, EPPS MARTIN, NEWCOMB, TRAN

Reference	Long-Term Aging	Major Findings
Rondon et al., 2012		<ul style="list-style-type: none"> Increased mixture stiffness, rutting resistance, and fatigue resistance for first 29 months of environmental exposure Opposite trend observed between 30 and 42 months
Farrar et al., 2013		<ul style="list-style-type: none"> Field aging not limited to the top 25mm of the pavement Field aging gradient observed
West et al., 2014		<ul style="list-style-type: none"> WMA less aging than HMA during production Reduced difference between WMA vs. HMA with field aging Equivalent binder true grade and binder absorption for WMA vs. HMA after two years of field aging
Morian et al., 2011	Lab Aging (3, 6, and 9 months at 60°C)	<ul style="list-style-type: none"> Increased mixture E* and binder carbonyl area (CA) with LTOA Binder source significant effect while aggregate source no effect
Azari and Mohseni, 2013	Lab Aging (2 days at 85°C 5 days at 85°C)	<ul style="list-style-type: none"> Increased mixture resistance to permanent deformation with LTOA Interdependence observed between STOA and LTOA
Tarbox and Sias Daniel, 2013	Lab Aging (2 days at 85°C 4 days at 85°C 8 days at 85°C)	<ul style="list-style-type: none"> Increased stiffness with LTOA Stiffening effect from LTOA: virgin mixture > RAP mixture Global Aging System model > LTOA
Safaei et al., 2014	Lab Aging (2 days at 85°C 8 days at 85°C)	<ul style="list-style-type: none"> Increased stiffness with LTOA Reduced difference in stiffness for HMA vs. WMA with LTOA
Bell et al., 1994	Field vs. Lab Aging (4 days at 100°C 8 days at 85°C)	<ul style="list-style-type: none"> STOA of four hours at 135°C = field aging during the construction process Effect on mixture aging: LTOA temperature > LTOA time STOA plus LTOA of four days at 100°C and eight days at 85°C = nine years of field aging in Washington State
Brown and Scholz, 2000	Field vs. Lab Aging (4 days at 85°C)	<ul style="list-style-type: none"> Stiffness: LTOA of four days at 85°C = 15 years of field aging in the United States
Harrigan, 2007	Field vs. Lab Aging (5 days at 80°C 5 days at 85°C 5 days at 90°C)	<ul style="list-style-type: none"> Significant field and laboratory aging AV content effect on field aging Five days at 85°C vs. seven to ten years of field aging: lab > field when AV < 8%; lab < field when AV > 8%
Epps Martin et al., 2014	Field vs. Lab Aging (1 to 16 weeks at 60°C)	<ul style="list-style-type: none"> Increased stiffness with field aging and laboratory LTOA Pavement in-service temperature effect on field aging Stiffness: WMA = HMA, after six to eight months of field aging Stiffness: STOA of two hours at 135°C for HMA and two hours at 116°C for WMA plus LTOA of four to eight weeks at 60°C = first summer of field aging

3.0 Experimental Design

This section provides an overview of the experimental design used in the study, including selection of field projects and materials, specimen fabrication procedures, laboratory tests, and research methodology.

3.1 Field Projects and Materials

Materials used in this study were from seven field projects (surface layers) located across the United States. The following factors were considered in order to include a wide spectrum of materials and production parameters: aggregate absorption, WMA technology, inclusion of recycled materials, plant type, and production temperature. For each of these field projects, construction cores and at least one set of post-construction cores were acquired from the surface pavement layers to represent field aging. In addition, raw materials including asphalt binders, aggregates, and recycled materials were collected for fabricating LMLC specimens. Table 2 provides a summary of these field projects in terms of mixture components and production parameters.

3.2 Specimen Fabrication

To fabricate LMLC specimens, aggregates and binders were heated to the specified plant mixing temperature and then mixed using a portable mixer. Afterwards, the loose mix was conditioned in the oven following the laboratory short-term oven aging (STOA) protocol of two hours at 275°F (135°C) prior to compaction in the Superpave Gyrotory Compactor. The selected STOA protocol was able to simulate the volumetrics, stiffness, and rutting resistance of construction cores (Yin et al., 2015). Trial specimens were fabricated to ensure specimens were obtained with AV contents of 7.0±0.5%. To simulate long-term aging in the field, the short-term aged LMLC specimens were further aged after compaction in accordance with laboratory LTOA protocols of two weeks at 140°F (60°C), three days at 185°F (85°C) (only for two field projects), and five days at 185°F (85°C) prior to being tested for performance evaluation.

Table 2. Summary of field projects.

Project	Asphalt	Aggregate	Mixture	% RAP	% RAS	T _{production}	Factor
Texas	PG 70-22 PG 64-22	Limestone	HMA	-	-	325°F	WMA Technology Recycled Material
			HMA	15	3	325°F	
			Foaming	-	-	275°F	
			Evotherm	-	-	275°F	
New Mexico	PG 76-28 PG 64-28	Siliceous	HMA	-	-	345°F	WMA Technology Recycled Material
			HMA	35	-	315°F	
		Gravel	Foaming	35	-	285°F	
			Evotherm	35	-	275°F	
Wyoming	PG 64-28	Limestone	HMA	-	-	315°F	WMA Technology Production Temperature
			Foaming	-	-	275&295°F	
			Evotherm	-	-	255&275°F	
South Dakota	PG 58-34	Quartize	HMA	20	-	310°F	WMA Technology
			Foaming	20	-	275°F	
			Evotherm	20	-	270°F	
			Advera	20	-	280°F	
Iowa	PG 58-28	Limestone (0.9&3.2% Absorption Capacity [AC]) Field Sand	HMA (0.9%AC)	20	-	295&325°F	WMA Technology Production Temperature Aggregate Absorption
			HMA (3.2%AC)	20	-	295&310°F	
			Foaming (0.9%AC)	20	-	265&295°F	
			Foaming (3.2%AC)	20	-	260&290°F	
Indiana	PG 64-22	Limestone	HMA (BMP)	25	-	305°F	WMA Technology Plant Type
			HMA (DMP)	25	-	300°F	
			Advera (BMP)	25	-	273°F	
			Foaming (DMP)	25	-	271°F	
Florida	PG 58-28	Granite (0.6% AC) Limestone (3.7% AC)	HMA (0.6%AC)	25	-	306°F	WMA Technology Aggregate Absorption
			HMA (3.7%AC)	25	-	308°F	
			Foaming (0.6%AC)	25	-	272°F	
			Foaming (3.7%AC)	25	-	267°F	

3.3 Laboratory Tests

The M_R test was conducted through repetitive applications of a compressive haversine load along the vertical diametral plane of cylindrical asphalt concrete specimens. The resulting horizontal deformations of the specimen were measured by two linear variable differential transducers (LVDT) aligned along the horizontal diametral plane. An environmentally controlled room at 77°F (25°C) was used for

Mixture Long-Term Aging

temperature conditioning and testing. The test equipment used to perform the measurements and the specimen setup are shown in Figure 1. M_R stiffness was measured per ASTM D7369 with external LVDTs aligned along the horizontal diametral plane (i.e., gauge length as a fraction of diameter of the specimen = 1.00). As expressed in Equation 1, the M_R stiffness was calculated based on vertical load, horizontal deformation, and the asphalt mixture's Poisson ratio.

$$M_R = \frac{P(v + 0.2732)}{t\Delta} \quad [1]$$

Where: M_R = resilient modulus of asphalt mixture;
 p = vertical load;
 ν = Poisson's ratio;
 t = specimen thickness; and
 Δ = horizontal deformation measured by LVDTs.

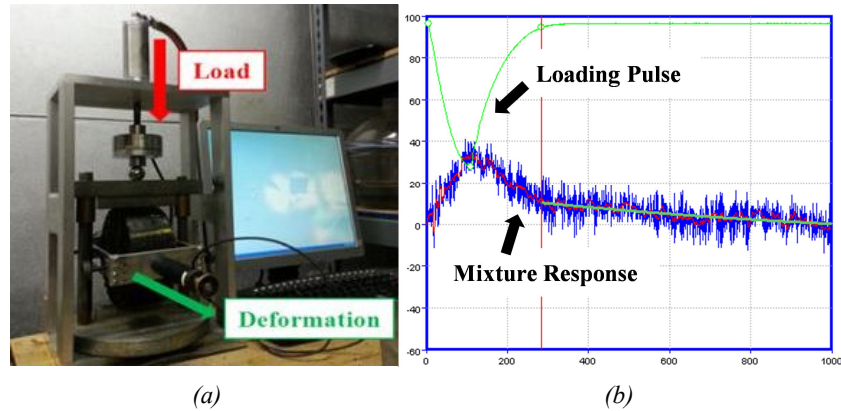


Figure 1. M_R test; (a) sample setup in loading frame, (b) data acquisition system.

The HWTT (AASHTO T 324) is a laboratory test commonly used for evaluating rutting resistance and moisture susceptibility of asphalt mixtures. The test consists of submerging specimens in warm water at 122°F (50°C) and subjecting them to 52 passes of a loaded steel wheel per minute. Each of two replicate specimens was loaded for a maximum of 20,000 load cycles or until the center of the specimen deformed by 12.5mm per Texas Department of Transportation specification Tex-242-F. The HWTT equipment used to perform the measurements is shown in Figure 2.



Figure 2. *HWTT test equipment.*

For the HWTT rutting analysis, a novel method developed by Yin et al. (2014) was used in the study to discriminate asphalt mixtures with different rutting resistance, and the viscoplastic strain increment at the stripping number ($\Delta\varepsilon_{SN}^{vp}$) (i.e., rutting resistance parameter [RRP]) was employed as the HWTT rutting resistance parameter. As compared to the traditional rutting resistance measure of rut depth at a given number of load cycles, the RRP parameter isolates the viscoplastic strain during the creep phase and excludes any contributions from the post-compaction phase due to different specimen AV or due to stripping. The determination of the RRP is schematically illustrated in Figure 3, and the detailed calculations can be found elsewhere (Yin et al., 2014). Asphalt mixtures with lower RRP values are expected to have better rutting resistance than those with higher RRP values.

According to previous experience with the analysis method, early stripping had been frequently observed for short-term aged asphalt mixtures using softer asphalt binders when tested at 122°F (50°C), with the stripping number observed at less than 3,000 load cycles. These mixtures had a limited duration of the creep phase before stripping occurred, and as a consequence, the determination of the viscoplastic strain was not feasible. Therefore, in this study, the evaluation of mixture rutting resistance by the RRP value was only performed for asphalt mixtures having a stripping number greater than 3,000 load cycles (mixtures from Texas, New Mexico, South Dakota, and Florida field projects).

Mixture Long-Term Aging

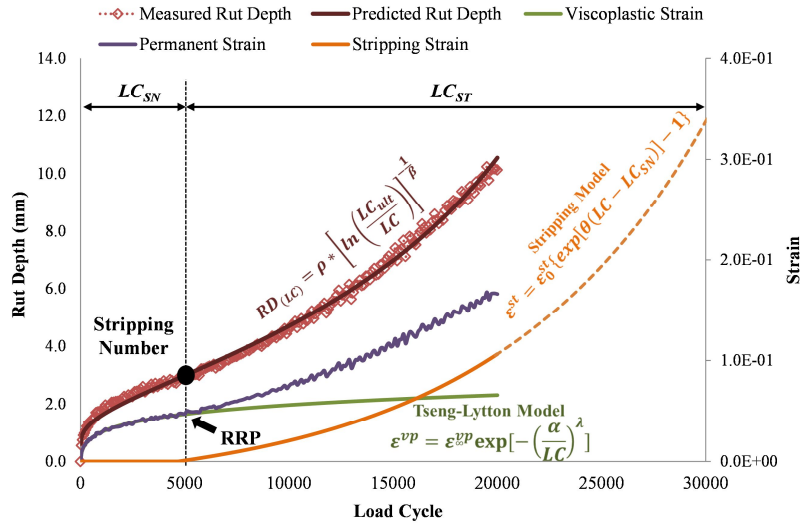


Figure 3. Determination of HWTT RRP value.

3.4 Research Methodology

Figure 4 presents the research methodology used in the study. Short-term and long-term aged asphalt mixtures (i.e., cores at various in-service times and LMLC specimens aged with different laboratory LTOA protocols) from seven field projects were tested to determine M_R stiffness and HWTT RRP values. The test results were analyzed to quantify the evolution of mixture stiffness and rutting resistance with long-term aging in the field and establish a correlation between field aging and laboratory LTOA protocols. In addition, comparisons in terms of M_R stiffness results were also performed to evaluate the effects of mixture and production factors on the long-term aging characteristics of asphalt mixtures.

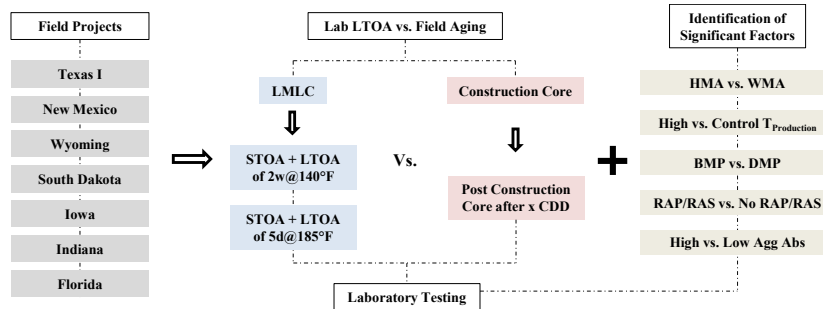


Figure 4. Research methodology.

Index

Contributors and Discussors

Underlined page numbers refer to formal papers and presentations. Other page numbers refer to discussion presentations.

- Abadie, Chris, 343, 814, 850
Abbas, Ala, 641
Airey, Gordon, 810
Akentuna, Moses, 641, 813
Al-Qadi, Imad, 104, 240, 241, 245, 279, 482, 878, 879, 880, 881, 882, 884
Anderson, Dave, 31, 32, 106, 160, 203, 204, 239, 240, 280, 281, 581
Andriescu, Adrian, 209, 342
Arámbula-Mercado, E., 1
Arnold, Terence S., 209
Austerman, Alexander, 245
Bahia, Hussain, 883
Balamurugan, Sreelatha, S., 315
Baumgardner, Gaylon, L., 315, 777
Bekoe, Michael, 691
Bennert, Thomas, 163, 203, 204, 205, 206, 207, 851, 853, 854, 855, 856
Blankenship, Phillip, B., 344, 659, 689, 690
Bonaquist, Ray, 160
Bowers, Benjamin, F., 413
Braham, Andrew, 131, 158, 159, 160, 161, 162
Buchanan, Shane, 819, 836, 837, 878, 879, 883
Buttler, William, 105, 245, 483, 519, 545, 546, 547
Castorena, Cassie, 35
Cheng, Jia, 745
Christensen, Donald, W., 581
Cocconcelli, Cristian, 691
Coleri, Erdem, 109
Cooper, Samuel, B., III, 857

Copeland, Audry, 817, 877
Copper, Samuel B., Jr., 315
Corrigan, Matthew, 107, 108, 817, 877
Corun, Ronald, 163
Cucalon, Lorena Garcia, 379
D'Angelo, John, 72, 203, 444, 638, 639, 714, 811
Daly, William, 315, 342, 343, 344, 345, 346, 347, 348
Daniel, Jo Sias, 611
Dave, Eshan, 106, 158, 279, 347, 348, 447, 655, 656
Diefenderfer, Stacey, D., 413, 444, 445, 446, 447
Doyle, Jesse, 347, 877, 878
Dukat, Ervin, 444, 445, 449, 480, 481, 482, 483, 715, 716
Dunning, Michael, 106, 313, 446, 808, 835
Elias, Twagira, 377, 378, 579, 580, 690
Elwardany, Michael, D., 35, 73, 74, 75
Ericson, Christopher, 163
Faheem, Ahmed, 853
Falchetto, Augusto Cannone, 349, 376, 377, 378, 549
Fee, Frank, 479, 856
Fini, Ellie, 808
Gibson, Nelson, 128, 129, 160, 161, 209, 240, 241, 242, 243,
244, 481, 482, 853, 854
Gilbertson, Greg, 690
Golalipour, Amir, 242, 243, 480
Golalipour, Amir, 74, 75
Gribbin, Rich, 744
Haas, Edward, 163
Haddock, John, 481, 547
Hajj, Elie, 73, 74
Hand, Adam, 32, 855, 856
Hanz, Andrew, 131, 449, 479, 480, 481, 482, 483
Harvey, John T., 109
Hernando, David, 716
Hill, Brian, 245, 519
Holmes, Christopher, 283, 313
Howard, Isaac, L., 777, 836

Hu, Sheng, 77
Huber, Gerry, 242, 714, 715
Im, Soohyok, 77
Kassem, Emad, 379
Kim, Sang Soo, 641, 655, 656
Kim, Y. Richard, 35
King, Gayle, 33, 280, 281, 689, 807, 808, 810
Kluttz, Bob, 346, 348
Krishnan, Murali, 129, 130, 810, 811
Kriz, Pavel, 241, 376, 446, 447, 578, 579
Leandri, Pietro, 549
Lee, Jusang, 882, 883
Li, Xinjun, 209
Little, Dallas N., 379
Liu, Fang, 745
Lopp, George, 691
Losa, Massimo, 549, 578, 579, 580
Mahoney, James, 485
Maliszewska, Dominika, 717
Maliszewski, Maciej, 717
Marasteanu, Mihai, 349, 545, 656, 657, 689, 690, 743, 880, 881
Martin, Amy Epps, 1, 205
Masad, Eyad, 379
Mascarenhas, Pascal, 851
McDaniel, Becky, 206, 207
McDonnell, Anne-Marie, 485
McGennis, Bob, 814
Mensching, David, J., 611, 639, 640
Mogawer, Walaa S., 245, 279, 280, 281, 282, 519, 813
Mohammad, Louay, 107, 315, 342, 343, 344, 345, 346, 347, 348, 857, 878, 879, 880, 881, 882, 883
Monismith, Carl L., 109, 777, 854
Naidoo, Terry, 312, 345, 346, 815
Nair, Harikrishnan, 413
Nassal, Munir, 641
Negulescu, Ioan, 315

Newcomb, David, 1
Newcomb, David, 77
Ozer, Hasan, 245
Page, Gale, 445, 483, 715, 742, 743
Pezeshki, Darius, 163
Planche, Jean-Pascal, 32, 207, 344, 345, 483, 808
Porot, Laurent, 283
Powell, Brian, 104, 161, 162
Rad, Farhad Yousefi, 35, 579
Read, John, 343, 344, 743, 807, 808, 809
Reinke, Gerald, 131, 162, 243, 244, 310, 311, 449, 480
Riccardi, Chiara, 549
Roohi, Nima, 75
Roque, Rey, 105
Roque, Reynaldo, 691
Rowe, Geoffrey, 128, 158, 159, 160, 204, 205, 311, 312, 342,
343, 811, 812, 813, 815, 581, 611, 639
Scherozman, Jim, 280, 836, 837, 850, 851
Scullion, Tom, 77, 839
Shamborovskyy, Rostyslav, 163
Sousa, Jorge, 31, 104, 128, 807, 812, 813, 814, 815, 855, 881,
882
Tabatabee, Nader, 811, 812
Taylor, Adam, 283
Tebaldi, Gabriele, 812
Thomas, Todd, 311
Tran, Nam, 1, 283, 310, 311, 312, 313
Turner, Pamela, 283
Underwood, Shane, 131
Wang, He, 519
Wen, Haifang, 745
West, Randy, 878, 880
Widyatmoko, Iswandar, 545
Williams, Chris, 205, 206
Wistuba, Michael, P., 349, 549
Wollenhaupt, Grant, 479, 480

Yan, Yu, 691, 714, 715, 716
Yang, Shu, 131
Yin, Fan, 1, 31, 32, 33
Yut, Iliya, 485
Zak, Josef, 109, 128, 129, 130
Zanzotto, Ludo, 809
Zegeye, Eyoab, 376, 377, 546, 547
Zeinali, Alireza, 659
Zhou, Fujie, 77, 104, 105, 106, 107, 108, 839, 850, 851, 852,
878, 879
Zofka, Adam, 717, 742, 743, 744